

MyHR powered by Workday can be accessed via a mobile device. Use the following job aid to download Workday application and Okta Verify to access Assurant’s MyHR powered by Workday.

Quick Start!

1. Download the **Workday** app on your mobile
2. Use “**Assurant**” as the Organization ID
3. Login using your Assurant network credentials

ACCESS WORKDAY VIA MOBILE

Accessing MyHR powered by Workday via Mobile device. Available devices include Android and iOS compatible.

For the full Workday Mobile App experience on mobile devices:

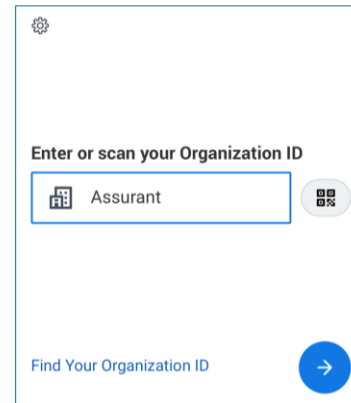
	Models	Operating System	Download
Apple	All Models – iPhone and iPad	iOS14 or higher	App Store – iTunes
Android	All Models	4.4 or higher	Google Play Store

From your mobile device,

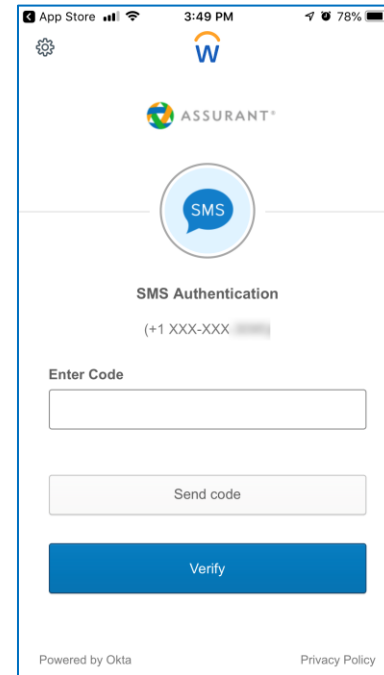
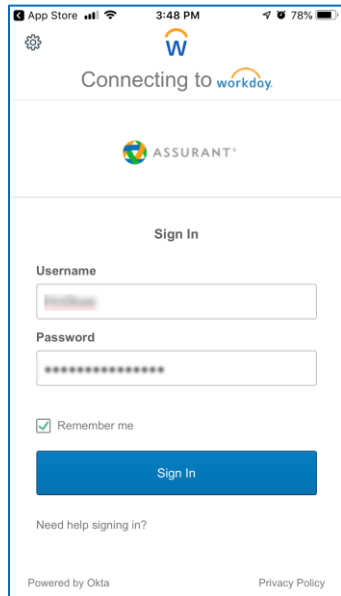
1. Select your device app store
2. Search **Workday** application and download



3. Once downloaded, select **Log In**
4. Enter **Assurant** as your Organization ID



5. Enter your assigned Network Lan ID in Username field and Password



6. Complete the MFA – Multi-Factor Authentication verification process (*Okta Verify may be needed to download, used by Assurant to access SSO/Singe Sign On option*)

7. MyHR powered by Workday should now be accessible via mobile device.



Note:

Time entries (check in/check out) is not available via mobile device. (*Unless enabled for certain locations*) Password reset should be performed via MyIT, visit my.assurant.com (Connect intranet – home page)